

# Female Prison Officers

1. How old are you?							Response Percent	Response Total
1	Under 18						9.38%	3
2	19-25						68.75%	22
3	26-35						3.13%	1
4	36-45						0.00%	0
5	46-55						9.38%	3
6	55+						9.38%	3
<b>Analysis</b>	Mean:	2.59	Std. Deviation:	1.45	Satisfaction Rate:	31.87	answered	32
	Variance:	2.12	Std. Error:	0.26			skipped	0

2. What is your gender?							Response Percent	Response Total
1	Male						31.25%	10
2	Female						68.75%	22
3	Other						0.00%	0
<b>Analysis</b>	Mean:	1.69	Std. Deviation:	0.46	Satisfaction Rate:	34.38	answered	32
	Variance:	0.21	Std. Error:	0.08			skipped	0

3. Is gender a factor in the competence of the role of a prison officer?							Response Percent	Response Total
1	No, gender makes no difference						71.88%	23
2	Yes, men make better prison officers						28.13%	9
3	Yes, women make better prison officers						0.00%	0
<b>Analysis</b>	Mean:	1.28	Std. Deviation:	0.45	Satisfaction Rate:	14.06	answered	32
	Variance:	0.2	Std. Error:	0.08			skipped	0

**4. Do you think the role of a prison officer is more emotionally challenging for a woman than a man?**

		Response Percent	Response Total	
1	Yes, women in the role would find it difficult	28.13%	9	
2	No, men are just as emotional	71.88%	23	
<b>Analysis</b>	Mean: 1.72	Std. Deviation: 0.45	Satisfaction Rate: 71.88	
	Variance: 0.2	Std. Error: 0.08		
			answered	32
			skipped	0

**5. Consider the statements below, select all you agree with:**

		Response Percent	Response Total	
1	Women are softer on the law	0.00%	0	
2	Female officers are targeted by male prisoners	68.75%	22	
3	Female officers face discrimination from male staff	62.50%	20	
4	Prisoners view female officers sexually	78.13%	25	
5	Female prison officers are more likely to co conspire with prisoners than male officers	3.13%	1	
6	Disagree with all of the above	15.63%	5	
<b>Analysis</b>	Mean: 7.47	Std. Deviation: 6.56	Satisfaction Rate: 103.75	
	Variance: 42.97	Std. Error: 1.16		
			answered	32
			skipped	0

**6. Could you work in a male prison?**

		Response Percent	Response Total	
1	Yes	34.38%	11	
2	No	65.63%	21	
<b>Analysis</b>	Mean: 1.66	Std. Deviation: 0.47	Satisfaction Rate: 65.62	
	Variance: 0.23	Std. Error: 0.08		
			answered	32
			skipped	0



**7. Would you feel comfortable with your son becoming a prison officer?**

		Response Percent	Response Total	
1	Yes	53.13%	17	
2	No	46.88%	15	
			answered	32



### 7. Would you feel comfortable with your son becoming a prison officer?

						Response Percent	Response Total	
<b>Analysis</b>	Mean:	1.47	Std. Deviation:	0.5	Satisfaction Rate:	46.88	skipped	0
	Variance:	0.25	Std. Error:	0.09				

### 8. Would you feel comfortable with your daughter becoming a prison officer?

						Response Percent	Response Total	
1	Yes					37.50%	12	
2	No					62.50%	20	
<b>Analysis</b>	Mean:	1.62	Std. Deviation:	0.48	Satisfaction Rate:	62.5	answered	32
	Variance:	0.23	Std. Error:	0.09			skipped	0

### 9. Should female officers work in male prisons?

						Response Percent	Response Total	
1	Yes, gender is irrelevant					68.75%	22	
2	No, prisons should only have same sex prison officers					31.25%	10	
<b>Analysis</b>	Mean:	1.31	Std. Deviation:	0.46	Satisfaction Rate:	31.25	answered	32
	Variance:	0.21	Std. Error:	0.08			skipped	0